

NEW COLOURS

BLING-BLING STAR™

THE MOST UP-TO-DATE SPARKLING HEAT TRANSFER FILM FOR TRENDY PERSONALISATIONS

Looking for a qualitative heat transfer film fully in line with latest fashion trends? Bling Bling Star is the best sparkling flex for fashion garments and soft accessories personalisation, also offering an overlapping feature for even more applications.

Fashion garment



Baby and kids





Fashion Accessories



Product description

- ✓ Discover our new colour palette, specifically developed by Chemica in line with 2020 and 2021 fashion trends.
- ✓ Glittering is present everywhere on Fashion weeks and currently drives fashion trends! Add it now to your range.
- ✓ Discover our 15 colours:

					
Star Gold 1121	Star Red 1123	Star Light Blue 1124	Star Navy Blue 1132	Star Silver 1120	Star Black 1128
	 N	 N	 N	 N	 N
Star Pink 1126	Rainbow white 1176	Star Camel beige 1177	Star Chocolate 1178	Star Gold Rose 1179	Star Plum 1180
 N	 N	 N			
Star Blue Jade 1181	Star Light Green 1182	Star Kaki Green 1183			



Application key points

- ✓ Great 3D glittering texture & finish.
- ✓ OEKO TEX Standard 100 class I certified, allowing application even on baby & kids clothing.
- ✓ Qualitative sparkling product without any glitter flakes shedding.

Usage benefits

- ✓ Overlapping features. No marks when repressed.
- ✓ Can be peeled hot or cold for more flexibility in your process.
- ✓ Clean finish, with no glue excess.
- ✓ Great to give more life to your trendiest designs.

SPECIFICATIONS

Composition	Average Thickness	Carrier	Dimensions	Certifications
Polyester Aluminium	350 µm	Adhesive & Transparent Polyester	50 cm x 25 m 50cm x 5 m 30 cm x 20 m	 <p>OEKO-TEX® CONFIDENCE IN TEXTILES STANDARD 100 CQ 909/2 IFTH Tested for harmful substances. www.oeko-tex.com/standard100</p> <p>All references: Class I</p>  <p>APPROVED SERVICE</p>

APPLICATION INSTRUCTIONS

Applies on	Cutting	Application Temp. & Duration
Cotton Polyester Acrylic & similar fibers	Use a Flock Blade 60°	160°C – 20 s 320°F – 20 s

Pressure	Peeling
Medium	Hot or Cold

Step 1 – Cutting

Set up the cutting of your heat transfer film in mirror mode and use a standard flock blade (60°).

Step 2 – Weeding

Remove the excess of material (easy weeding).

Step 3 – Application

Position your design on the textile and press it with a Sefa DUPLEX/ROTEX or equivalent at 160°C/320°F for 20 seconds.

We do recommend the use of a silicone paper to protect the designs and the textile during the application.

Step 4 – Peeling

Peel the material while hot or cold.

NOTE: We highly recommend you to perform tests before launching a production.

CARE AND MAINTENANCE RECOMMENDATIONS

Washing	Ironing	Tumble-dry	Dry cleaning
Up to 40°C/104°F	On reverse side only	Not recommen- ded	Not recommen- ded
Storage life	Storage Temperature & Lightning		Position
Up to 1 year	Dry room with 15°C-30°C/ 59°F-86°F	Away from sunlight	Vertical

Care and maintenance:

- ✓ Always respect the garments' instructions.
- ✓ Wait 24 hours after the application before the first wash.
- ✓ Avoid the use of aggressive products.

Washing recommendations:

- ✓ Respect the textile recommendations.
- ✓ Preferably inside out to extend the design's life.
- ✓ Do not bleach.